


Heritage Quilters Guild

Newsletter

700 E. 9th St.
Lockport, IL 60441



Website www.heritagequiltersguild.com
Email heritage_quilters_mail@yahoo.com

Volume 2015

September 2015

Number 9

PRESIDENTS' MESSAGE

Happy September!

I had the pleasure of visiting three national parks this summer: Grand Tetons, Yellowstone and Glacier. We took the train to Salt Lake City and then motor coached to the national parks. The west is just so beautiful and rich with history. We visited many museums and historic centers along the way. Quilters played such an integral part in the settling of our country as they were represented in displays. Perhaps the most interesting was the fact that quilters were very important along the Oregon Trail as they made the shrouds for the many settlers who died along that perilous trail. They must have provided such comfort for those early settlers. It already feels like fall is in the air. The cooler days mean great quilting weather. I hope everyone is getting their fall sewing organized. The Guild has three great speakers lined up who will present unique projects at our fall workshops. Be sure to look them up online to view their work. Where else can you get together with friends, learn new techniques, and sew all day with renowned quilt teachers for only \$35.00?

Barbara Wrobel
Karen Edgar

September Birthdays

Klimasara, Mary – 7

Fuelling, Anne – 19

Belke, Celeste - 9

Kirnbauer, Barbara - 20

Moloney, Arlene - 10

Coons, Peggy -21

Hanks, Gail - 13

Frederick, Bernice - 26

2015-2016 Guild Workshop Schedule

September 8, 2015 - Linda J. Hahn. New York Beauty State of Mind workshop. www.froghollowdesigns.com

October 13, 2015 - Sandi Blackwell. Square-agonals: A New Angle of Quilting.

November 10, 2015 - Doris Deutmeyer. Fused Applique Landscapes (no sewing).

December 8, 2015 - Holiday Banquet.


January 12, 2016—School House

February 9, 2016 - Cheryl Sleboda “Intro to e-textiles”

March 8, 2016 - Joan Derylak—”Figure Flattering Quiltwear”

April 12, 2016—Susan Cleveland - “My Electric Quilt Pageant”

If you have any questions regarding LECTURES or WORKSHOPS please contact Kay Johnson.



The Block Lottery will start up again in September.

It's TIME!!!! Here is the first block to be done for the September meeting.



The block for September is the Anvil Block at <http://www.quilterscache.com/A/AnvilBlock.html>. (2 sizes of half square triangles and 4 squares—that's it.) Use a beige background and any fall color that floats your boat!



The block for October is The Amish Star
<http://www.quilterscache.com/A/AmishStarBlock.html>
Make this one with a black background, and any bright fabrics—it does not have to be solids.

You can make as many blocks as you like, each block gets you 1 chance to win them all. So 2 blocks = 2 tickets, 3 blocks = 3 tickets, and so on. Bring your completed 12.5 inch blocks to the September meeting on September 8th.

It is so exciting to see who will win 12 blocks, and then to see, later on, what they will do with them. And it's even more exciting when we can have 2 and even 3 drawings, because we have so many blocks!

And just like any lottery—you have to enter to win!

SOS QUILTING

SOS Quilting meets monthly, on the 3rd Saturday, from 9 a.m. to 4 p.m. Drop in anytime, or bring your machine and spend the whole day. Refreshments are usually there, and bring your own lunch if you plan on staying the day.

You can contribute time to making quilts for the kids at SOS, or you can bring your own projects to complete.

SOS Village Work Days:

SOS refers to the SOS Children's Village located at the SW corner of Bruce Road and Briggs Street. This is a live-in facility for children who cannot live with their parents. SOS kindly lets us use a work room with storage space in exchange for quilts for the children. A win-win situation for all.	2015	Tentative Dates for 2016
	September 19 October 17 November 21 December 19	January 16 February 20 March 19 April 16 May 21 June 18 July 16 August 20 September 17 October 15 November 19 December 17

SOS Children's Village Report, September, 2016

Our work for SOS Children's Village continues. Many members took fabric over the summer and made Christmas stockings and many members have been making pillowcases for us to stuff in the stockings. If you would like to participate in a small thank you raffle at the September guild meeting, you may bring new no. 2 pencils, red pencils, or bic style ballpoint pens that we will use to fill the Christmas stockings for the children at the Village.

Guild members can contribute in many ways: constructing tops for quilts; donating time and skill to quilt tops; donating Christmas fabric for stockings; donating children/youth fabric for pillowcases; donating items to include in stockings; and sewing the stockings and pillowcases.

This year we are adding another way to contribute. Beginning in October, we will have a box available for monetary donations. We need to purchase backing, batting, and muslin for our quilts and Christmas stockings and this offers an option for those who are not able to sew and quilt – now you can help provide the raw materials we need.

We always welcome quilt tops and finished quilts in large lap and twin sizes (keeping in mind these are for children and teens).

Remember that on the SOS Saturdays you may choose to work on a project for SOS or, as many of our participants do, sew on your own projects. We have cutting tables, irons and fabric for the stockings and pillowcases. Bring your lunch or join those who "order out." In September and October we will be filling the stockings for this year.

Sharon Fritz and Joanne Smith

2016 QUILT SHOW NOTES

News Flash!

Betty Drzal is queen of the strippers—
2 1/2” x WOF strips that is.

PLEASE DON'T FORGET!!

Betty asks that we all save 2 1/2” x WOF strips for the 2016 Quilt Show. They will be packaged up and sold as a fund raiser for the Guild. Also, Betty will take yardage and cut into 2.5 strips for you! You can give either strips or yardage to Betty at any Quilt Guild meeting.



Hospitality Report

Welcome back to a new year of quilting. We hope you enjoyed your summer.

The Board will supply refreshments for the September meeting and will be asking for your cooperation in bringing refreshments for the meetings thereafter.

Thank you for your generosity in sharing,

Vickie and Bonnie



**QUILT SHOW
BUILDING FRIENDSHIPS THROUGH
QUILTING**

Des Moines Area Quilt Show
(Held in conjunction with the AQS QuiltWeek™ -Des Moines)

Sept 30 – Oct 3, 2015
Iowa Events Center, (Hy-Vee Hall)
730 Third Street
Des Moines, Iowa

Great quilts, great fun, at a great time of year!

Join the Des Moines Area Quilters Guild (DMAQG) for our annual quilt show "Building Friendships Through Quilting." The DMAQG show is a large special exhibit within the AQS QuiltWeek™ -Des Moines.

MISERICORDIA FAMILY FEST RAFFLE QUILT

Guild Member Andi Tomasik will be at our September 8th meeting, prepared to sell chances on the Misericordia Family Fest quilt. This quilt has blocks that were made by some of our own guild members. The quilt is called Scrap Happy and is 92" by 108". Call or text Andi at 708 612 2634 if you wish more information.



Fiber Art Divas present...

"Elements of Innovation"

Fiber art show

October 14 - 24, 2015

at the

Naperville Fine Art Center & Gallery
508 N. Center St, Naperville IL 60563

Featuring work by the Fiber Art Divas
Including "earth, wind, fire, water" challenge

Show Hours:

Wed. & Fri. noon - 4 pm

Thurs. noon - 8 pm

Demo Oct. 15- Free Motion Quilting;

Oct. 22 on Nuno Felting 6-7pm

Sat. 10 am - 4 pm

Free admission Many Items for sale

Gems of the Prairie Quilters

The **2015 Autumn Gems Quilt Show** in Peoria is just around the corner.

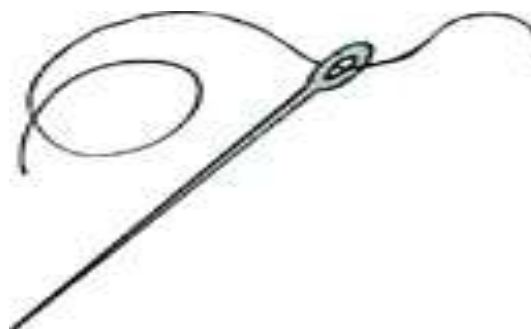
The dates are September 26th and 27th
Saturday 9-5pm and Sunday 11-4pm.

Admission is \$7.00 per day or purchase a 2 day pass for \$10.00.

Peoria Civic Center—Hall D
201 SW Jefferson

Mention the quilt show for free parking.

Visit the web site at
www.gemsoftheprairie.com for more info.

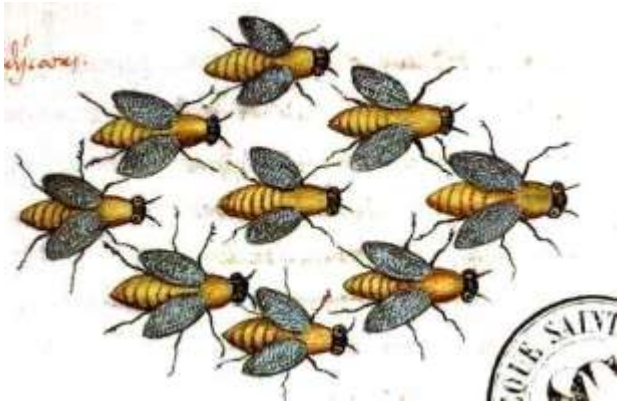


FOR SALE

**Sewing cabinet Traceys quilters cabinet
with embroidery opening cost new \$899
You pick it up price \$400.
Bernice Frederick 815 351 8189**

<http://www.traceystables.com/products/>

Heritage Quilters Guild Bees



The guild board has discussed ways to help members become better acquainted with each other and feel at home and active in the guild. Belonging to a bee has been a positive experience for some members.

If you belong to a bee, even a "closed " bee, please share that information on the form below. You may also pick up a form at the sign-in table at our September meeting. Please fill it out and turn it in to Dorothy Brown Brumbaugh at the meeting. The information will

be used to help form new bees, help members find an existing bee to join, and to learn how many members belong to bees. The more the merrier!

BEE LIST **Date**_____

Contact person_____

Name of Bee_____

Members_____

Do you have openings for new members? _____

Theme, if you have one: Applique, Hand Piecing, Machine Quilting, other


When do you meet (day, time, frequency) _____

Where do you meet? _____

Do you (or will you) donate a raffle basket to the Quilt Show?

Support the show in other ways _____

Write a short description of your bee:



**Heritage Quilters Guild
 First Congregational Church
 700 E. 9th St.
 Lockport, IL 60441**

www.HeritageQuiltersGuild.com

Email

heritage_quilters_mail@yahoo.com

Newsletter-Bobbie Molony

815 258-5859

Web Site-Bobbie Hunley

815 485-6236

First Class Mail

2015 and 2016 Schedule:

September 8 - Linda Hahn. New York Beauty State of Mind

September 19 - September SOS quilting

September 22 - Social Quilting at the church

October 13 - Sandi Blackwell. Square-agonals; A New Angle of Quilting

October 17—October SOS quilting.

October 27- Social Quilting at the church

November 10 - Doris Deutmeyer. Fused Applique Landscapes (no-sew)

November 21—November SOS quilting.

November 24 - Social Quilting at the church

December 8 - Holiday Banquet

December 19 - December SOS quilting.

January 12—School House

January 26—Social Quilting at the Church