

Heritage Quilters Guild Newsletter

Meetings at VFW Post 5788
1026 E. 9th St.
Lockport, IL 60441



Volume 2018

Website www.heritagequiltersguild.com
Email heritage_quilters_mail@yahoo.com



Number 3

March 2018

PRESIDENT'S MESSAGE FROM CATHY BOO

What a month we have had ... between the weather and the Winter Olympics it's been a snowy month. I think we got all our snow in one week. I have small dogs and let me tell you it was a challenge.

The Olympics have been so interesting to watch. Did you watch them?? What was your favorite sport??? I enjoy them all and held my breath thru some of them. I've gotten some paper piecing done, and with no blood loss either.

Who is looking forward to Bonnie Hunter this month ?? I sure am. I can't believe it's been four years since she was booked! Where does the time go??

Thank you to all who have stepped up to help with our board. It's your guild so please help to make it enjoyable for all. Any suggestions please let me or Jeannie know.

On a personal note our oldest daughter Rachael got engaged this month to Josh. This is quite an event that two years ago we weren't sure would ever happen. He was in an awful motorcycle accident and it's a miracle he is with us. So here I go again with a wedding.

Who else is looking forward to spring?
Happy quilting.

Cathy

MARCH BIRTHDAYS

Smith, Joanne - 3
Pina, Judy - 6
Murphy, Patti - 7
Brumbaugh, Dorothy Brown - 11
Miller, Rita - 11
Burke, Pat - 13
Hunley, Bobbie - 13
Swyndro, Pam - 14
Greenfield, Diane - 26
Raczek, Laura - 28
Uffmann, Jeanne - 29



2018– 2019 Guild Workshop Schedule

3/13/2018 – **Bonnie Hunter Workshop and Lecture**

Workshop - 9:00 am – 4:00 pm at **Parkview Christian Church, Homer Glen Campus**

14367 W 159th Street, Homer Glen, Illinois The workshop is full, but we are still taking names on a waiting list.

Lecture – 6:30 pm at the Lockport VFW

4/10/2018 – Frieda Anderson Workshop and Lecture

Workshop – No Sew Fusible starting at 9:30 am – 4:00 pm at SOS Unity Village,
17545 Lockport Lane, Lockport, Illinois

Lecture - A Walk in the Woods With George

9/11/2018 - Welcome Back Members

10/9/2018 – Laura Pomes Workshop: The Wool Pumpkin 3D and evening program is a trunk show.

11/13/2018 – Valli Schiller Workshop: Confetti Nine Patch and evening program “My Life in Quilts)

12/11/2018 – Christmas Program

1/8/2019 – School House Demos

2/12/2019 – Karen Jablonski Workshop: French Boutis and evening lecture will be a trunk show.

3/12/2019 – Laura Blanchard Workshop to be determined and evening lecture “Tips and Tricks Trunk Show

4/9/2019 – Karen Hogan Workshop: Argyle Quilt Technique and evening lecture Trunk Show

5/14/2019 – May Banquet

Additional Questions, please text or call: **Pat Burke (815) 931-1427 or Chris Bast (708) 704-2827**

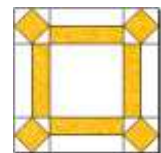
The Block Lottery for March:

The block for March is Johnny Around the Corner

The link to the block is

<http://www.quilterscache.com/J/ohnnyAroundtheCornerBlock.html>

Ignore what I said about primary color, use any bright crayola type color that reads as solid, with a very white background.



The block for April is Japanese Lantern

The link to the block is

<http://www.quilterscache.com/J/apaneseLanternBlock.html>

Use 3 shades of blue—light, medium, and dark, with an off white background.



You can make as many blocks as you like, each block gets you 1 chance to win them all.

So 2 blocks = 2 tickets, 3 blocks = 3 tickets, and so on.

It is so exciting to see who will win the blocks each month, and then to see, later on, what they will do with them. And it's even more exciting when we can have 2 and even 3 drawings, because we have so many blocks! As a suggestion, many of the quilts that we give to the kids at SOS have been made from our Lottery Blocks. **And just like any lottery—you have to enter to win!**

From MEMBERSHIP CHAIRPERSON – Betty Drzal

Our February guild meeting had 54 members present, including 2 new members and one guest.

Please welcome new members:

Judith Grandys
1280 So. LaSalle Rd.
Seneca, IL 61360
1-815-357-1032
1-630-269-5506 c
granyg@sbcglobal.net
B.D. Nov. 7

Deanna Daniel
1525 Countryside Dr.
Shorewood, IL 60404
1-815-210-1202 c
danieldeanna@sbcglobal.net
B.D. Jan 11

Judith has been quilting for about 10yrs. and is new to long arm quilting. She is looking for new ideas, friendship and long arm quilting help.

Please update your directories with these new members.

HOSPITALITY FOR MARCH

The following people are signed up for snacks for the March 13th meeting. This evening, we will not need any water as we are going to have pop and water available at the cash bar. I am assuming the VFW will make coffee for us. Please arrive a little early so that you can place your wonderful treat with its serving piece on the table. Thank you. Also when you bring your dish, please place on the table. When the meeting is over, please feel free to retrieve your dish to take home. If you want to wash your dish you can do so in the bar sink.

SNACKS:

Theresa Owens	Kathy Becker	Pam Swyndro
Judy Grandys	Donna Stevens	Stephanie Jachna
Bobby Hunley	Mary Mandermark	Marilyn Bergmaek
Terri Karl	Andi Tomasik	Janet Woratschek
Nancy Grizzle	Vickie Skinner	Nancy Mancke
Diane Greenfield	Sue Barnhill	Diana Douglas
Carol Richards	Peggy Coons	Patti Murphy
Dolores Kettman	Teresa Agee	Karen Vora
Dorothy Brumbaugh	Gwen Malinowsky	Bobbie Molony

Thank you so much for your generous hospitality in sharing your food with our group for the meeting. You are appreciated!

Sincerely,
Gail Hanks

SOCIAL QUILTING

The 4th Tuesday of each month is designated for Social Quilting
Bring something to work on, whether hand work or machine work
and socialize with your quilting friends.

In March Social Quilting is on Mar 27th at 6:30 PM
Bring a small treat to share and visit with other quilters.

Treasurers Report from Rose Ojermark



February		
Treasurer's Report		Balance
	18028.19 - BMO 2756.22 =	15,271.97
Deposits		
	Workshops	315.00
	Membership	75.00
	Raffle Tickets	353.20
	Travel Quilt Tickets	92.00
	Quilt Show Vendor Check	125.00
	Jaromi Sponsor Raffle Tickets	394.00
	Holiday Chicken change	15.51
	Winter Retreat	2,870.00
	All Things Quilt Pending	1,100.50
	Total Deposits	5,340.21
BMO		
	Workshops	324.91
	Membership	34.05
	Winter Retreat	1,196.76
	Min Amt to have acct	100.00
	BMO	1,655.72
Expenses		
	Bonnie Hunter Airfare	206.00
	Bobby Molony newsletter mailing	21.82
	Tory West February Program	550.00
	Carmelite 2018 Winter Retreat	3,280.00
	Carmelite 2019 Deposit Winter Retreat	600.00
	Total Expenses	4,657.82
	Ending Balance	17,610.08

Calling all bakers!

This will be our first ever bake sale at our quilt show....let's make it a good one!

Even if YOU don't bake...you might have a neighbor or relative who does. Think out of the box. Every family has someone who enjoys baking. Be sure and ask them if they would donate for our sale. There will be a sign-up sheet at the April meeting.

Any questions?? Contact any of the following committee members.

Karen Honan 630-541-6593 karenhonan@gmail.com
 Mary Gaffney 708-799-9921 marygaffney01@comcast.net
 Joanne DiNovo 708-269-0982 jodinovo@aol.com



SILENT AUCTION at the Quilt Show

- We are looking forward to another successful Silent Auction. We are in need of donations of finished items. No item too small or too large.
- Also needed are members willing to bind items. Hand or machine binding is fine.
- Also we need a few gently used T-Shirts with quilting motifs of any size.

Please contact Pam Swyndro (815-258-0474) or Donna Stevens (708-218-1674).

Last Month to order your HQG Polo Shirt and/or HQG T Shirt

Orders for navy blue women's polo shirts with the guild logo embroidered on the upper left hand side **and** Gildan unisex short sleeve navy blue t-shirts with the guild logo printed Polo shirts are navy blue with the guild logo embroidered on the upper left side. **The polos run small and you should order one size larger than normal.** Sizes and prices are as follows:

Polo shirt sizes S, M, L, XL	\$20.00
Polo shirts sizes 1X, 2X, 3X	\$23.00

T-shirts sizes and price are as follows:

T-shirt S,M, L, XL	\$10.00
T-shirt 1X, 2X, 3X, 4X, 5X	\$13.00

Make Checks payable to: Heritage Quilters Guild

"SOCK IT TO ME" raffle basket

There will be a raffle basket filled with socks at our next show!

All members are invited to contribute and be part of the fun. I will collect socks at all meetings through to the May banquet.

Any new socks are welcome...men's, women's, kid's & baby's. Dress socks, athletic socks, knee socks, soft slipper socks, holiday socks, lounge socks, and no show socks all qualify. Let your imagination guide you!

I can't wait to see what you bring in.

Thank you,
Joanne DiNovo



LoNER SOcks

2018 QUILT SHOW MEMBER'S BOUTIQUE

Even if you only have a few items you wish to sell, please think of putting them in the Member's Boutique

There is no table fee and no obligation to work at the show in the boutique

10% of what you sell does go to the Heritage Quilt Guild.

If you are interested, please contact Rose Ojermark for more information.



FOOD DRIVE

Our Bonnie Hunter class on March 13th will be held at Parkview Christian Church in Homer Glen. They are letting us use their facility for free. They partner with the local food pantry so I thought it would be nice to make a donation from our guild to the food pantry. For anyone who would like to contribute, please bring canned or dry goods to either the Workshop or the March meeting and we will get it to them. We will also have a container for monetary donations too. Please help if you can and thank you.

SPLIT THE POT OPPORTUNITY!



To help fund the raffle baskets for the 2018 quilt show, we will be having a 50/50 split the pot at each of our meetings. Tickets will cost \$1.00 each and the winner will receive half of what is raised!

See Gail Stepanek or Gail Hanks to purchase as many \$1.00 tickets as you wish!

Raffle Tickets for Quilt Show

I will be mailing out tickets to members who have not come to meetings. I'm sure some of you will want to hang a quilt in the show. Please return a check to me, made out to Heritage Quilters Guild. If you mail the ticket stubs, please use tape on the ends of the envelopes to prevent breaking open in the mailing process.

You may pick up additional raffle tickets and bookmarks at meetings.

Dorothy Brown Brumbaugh, P.O. Box 3974, Joliet, IL 60434

2018 Quilt Show Information

2018 Quilt Show Update

The next meeting of the Quilt Show Committee will be on Thursday, March 22 at 7 pm at the home of Gail Stepanek, 1446 Bayhill, New Lenox, IL 60451. Please RSVP to Marie at meblunk1@gmail.com so that we have a count of attendees. If you cannot attend please email a report from your committee.

The quilt show is only 7 months away and we are excitedly making arrangements! The committee had a productive meeting in January and preparations are well underway to make this show successful. Show categories have been finalized and registration will be starting shortly. Hopefully you have been considering which of your quilts you will be entering this year.

Look for sign-up sheets for the various jobs necessary for a successful show to be available at an upcoming guild meeting. There are a variety of positions available, both standing and seated, so there is surely a spot perfect for you. Sign up early to get the best choice! Remember that it is an expectation that all guild members sign up for at least one 2 hour shift.

If you have not yet volunteered to be part of a committee, it's not too late! Please feel free to contact the chairman of the committee you are interested in. Chairman's reports with additional details follow and a listing of chairmen is available in the beginning of your guild directory.

Please be sure to watch your monthly newsletter to stay up to date on all the latest news on the show! Thanks in advance for your participation!

Marie Blunk, Sandy Johnson, Grace Srbeny



Hi ! From the Stripper Lady

Please keep in mind the left-over fabric from your winter quilting projects. A big thank you to those members who are donating strips.

And a reminder that they should be WOF (width of fabric). We usually collect up to and including the May banquet, as we don't meet in the summer, so it doesn't give us too much more time. We are doing well, so far.

Many thanks, Betty D. (aka the stripper lady)

SOS QUILTING

SOS Quilting meets monthly, on the 3rd Saturday, from 9 a.m. to 3 p.m. Drop in anytime, or bring your machine and spend the whole day. Refreshments are usually there, and bring your own lunch if you plan on staying the day.

You can contribute time to making quilts for the kids at SOS, or you can bring your own projects to complete.

SOS refers to the SOS Children's Village located at the SW corner of Bruce Road and Briggs Street.

This is a live-in facility for children who cannot live with their parents.

SOS kindly lets us use a work room with storage space in exchange for quilts for the children.

A win-win situation for all.



SOS Village Work Days: 2018

February 17th—we will not meet

March 17th—we will not meet

April 21st

May 19th

June 16th

July 21st

August 18th

Sept 15th

Oct 20th

Nov 17

Dec - we will not meet

SOS

Many thanks to those of you who have contributed finished quilts and tops. We have a good supply of tops right now (but don't stop!) and are in need of people to quilt them. We will bring some tops, batting and backing to our next meeting hoping that they will be picked up and quilted.

We also need more pillow cases. We have received many from our best contributor (Thank you Vickie Skinner) but will need 100. We will bring a few kits to the next meeting and hope some of you will take them.

Remember, we don't go back to our regular Saturday at SOS until April.

Pride of the Prairie Quilters is presenting
Sensational Stars from the Prairie - Quilt Show

March 10 and 11, 2018
At Richland Grade School
1919 Caton Farm Road
Crest Hill, IL 60403

Saturday 9 AM to 5 PM
Sunday 9 AM to 4 PM

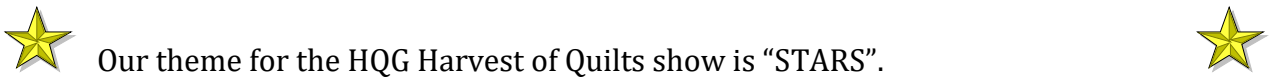
Admission is \$6.00 Children under 12 are free

For more information visit
www.prideofprairie.org

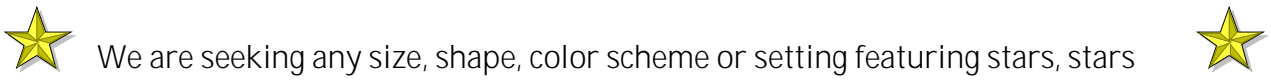




“STAR GAZING” - BED TURNING EVENT FOR THE 2018 HQG QUILT SHOW



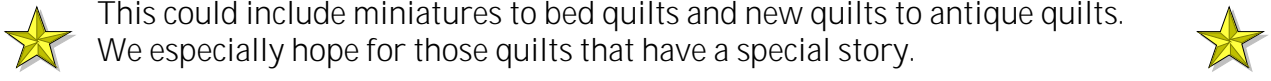
Our theme for the HQG Harvest of Quilts show is “STARS”.



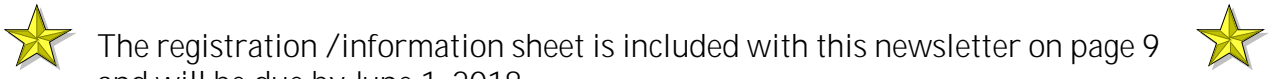
We are seeking any size, shape, color scheme or setting featuring stars, stars and more stars!



This could include miniatures to bed quilts and new quilts to antique quilts. We especially hope for those quilts that have a special story.



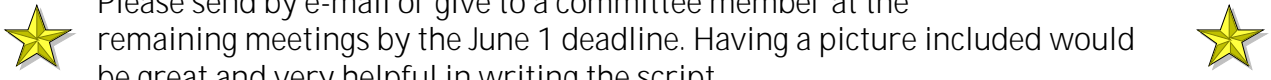
The registration /information sheet is included with this newsletter on page 9 and will be due by June 1, 2018.




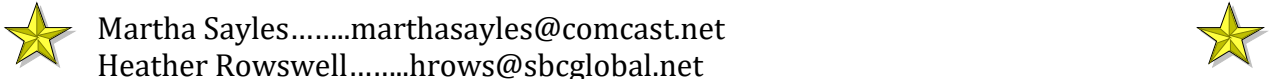
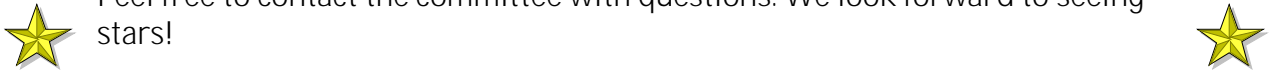
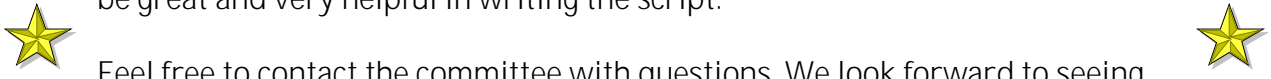
Please send by e-mail or give to a committee member at the remaining meetings by the June 1 deadline. Having a picture included would be great and very helpful in writing the script.



Feel free to contact the committee with questions. We look forward to seeing stars!



Martha Sayles.....marthasayles@comcast.net
Heather Rowswell.....hrows@sbcglobal.net
Linda Bromer.....lkb4952@att.net



2018 HARVEST OF QUILTS REGISTRATION INFORMATION

Please follow these instructions to register your quilt, to prepare your quilt for hanging, to deliver your quilt to the show, and to pick up your quilt following the show.

NOTE: *All entries must be constructed by Heritage Quilt Guild Members.*

REGISTER YOUR QUILT:

Return completed registration form and photograph to Registration Committee Table at guild meetings and SOS.

Forms may also be mailed to:

Barb Kirnbauer
11924 Oregon Trail
Orland Park, IL 60467-1226

OR

Sharon Fritz
14201 Meadowview Court
Orland Park, IL 60462-2350

ALL FORMS MUST BE RECEIVED BY SATURDAY, JULY 21, 2018

When the quilt entry is turned in, the Registration Committee will check that registration form is complete and that information on back of photograph is included.

The Registration Committee will provide a registration number for each quilt entry once all entries are registered. Registration numbers will be sent via email or phone call (if no email is available) in August.

NOTE: *Quilt Registration No. will contain a dash and a second number (indicating row). Please include all numbers, e.g. 101-19, on labels.*

PREPARE YOUR QUILT FOR HANGING:

All quilts must be ready to hang. Prepare a finished sleeve for each quilt (except for quilts in Small/Miniature Quilts category). The finished sleeve must be (at least) 3 inches wide. To make a sleeve, cut a piece of muslin (or backing fabric) 6½ inches wide by the width of your quilt. Finish the short ends of the sleeve by folding over several times and stitching down. Next, fold the muslin, right sides and long ends together.

If the binding has not yet been attached to the quilt, pin the sleeve to the quilt, matching raw, long edges of sleeve, quilt, and raw edges of binding and sew through all three layers. After the binding is finished, hand stitch the bottom and short ends of the sleeve to the quilt backing.

If the quilt is already bound, sew a ¼ inch seam along the long, raw edges of the sleeve. Turn and press so that the seam runs down the middle of the backside of the sleeve. Hand sew the sleeve (top, bottom and short ends) to the back of the quilt so that the top edge of the sleeve butts up to the bottom edge of the binding.

If the quilt is longer than 100 inches, attach the sleeve so that the bottom edge of the sleeve is no more than 88 inches from the bottom edge of the quilt. This will ensure that the quilt will not touch the floor when it is hung.

DELIVER YOUR QUILT TO SHOW:

Cut two (2) muslin labels 3 inches by 5 inches. On each label, fill in the following information: Your name, phone number, title of entry, and full registration number. All quilt entries must have a muslin label sewn securely to the back of the quilt, in the lower right-hand corner. **This label is in addition to any custom label.**

REMEMBER: *Quilt Registration No. will contain a dash and a second number. Please include all numbers, e.g. 101-19, on labels.*

Fold the quilt so that the muslin label is showing. Make sure your name, phone number, title, and registration number are printed on the label.

Put the quilt in a pillowcase.

Pin the 2nd muslin label to the top, open edge of the pillowcase.

Deliver quilt to Registration Table at Quilt Show at designated time (4:00-5:30 pm). Registration Committee will check in quilts and provide a receipt. **You will need this receipt to pick up your quilts at the end of the Quilt Show, Sunday evening.**

PICK UP YOUR QUILT FROM SHOW:

At the designated time at end of quilt show (5:00-5:30 pm), present your receipt at the Registration Table, and quilts/pillowcases will be returned.

NOTE: Those individuals without a receipt will wait until all those with a receipt are delivered.

2018 HARVEST OF QUILTS REGISTRATION FORM

(Please use one registration form for each entry)

Registration Deadline: SATURDAY, JULY 21, 2018

A **color photo** of each quilt entry **must** be attached to this registration form. All photos will be returned.

Fill out the following info on the back of photo:

- | | |
|-----------------|--------------------------|
| 1. Name | 3. Title of Entry |
| 2. Phone Number | 4. Size (Width x Length) |

PLEASE PRINT:

NAME: _____

ADDRESS: _____

PHONE: _____

EMAIL: _____

TITLE OF ENTRY: _____

CATEGORY NO.: _____

Indicate if you wish
your entry to **NOT** be
judged

*(From 2018 Quilt Show
Categories sheet based on
size and technique)*

CONSTRUCTED BY: _____

QUILTED BY: _____

SIZE Width _____ + Length _____ = _____ x 2 = _____
: (top edge) (side edge)

TELL US YOUR STORY HERE

This information will be printed on cards displayed with each quilt. (e.g., Describe your quilt entry, why it was made and who it was made for (anniversary, birthday, wedding gift, etc.); where was it made (class at quilt shop, guild workshop, etc.); what book and/or pattern was used; what special techniques were used; what you loved (or didn't) about making your quilt. PLEASE LIMIT TO 100 WORDS OR LESS. PLEASE PRINT. YOU MAY TYPE YOUR STORY AND ATTACH IT TO THIS FORM.

2018 QUILT SHOW CATEGORIES

<u>CATEGORY</u>	<u>DESCRIPTION</u>	<u>SIZE*</u> <i>(total outside edge)</i>
100	Pieced	larger than 350"
200	Appliqued	240" or larger
300	Pieced	240" - 349"
400	Appliqued	180" - 239"
500	Pieced	180" - 239"
600	Appliqued	121" - 179"
700	Pieced	121" - 179"
800	Appliquéd	120" or less
900	Pieced	120" or less
1000	Miniature (scaled down version of a large quilt	100" or less
1100	Other techniques (whole cloth, machine embroi- dery, thread painting, beading)	any size
1200	Accessories/clothing	any size

*Size: $\frac{\text{Width (top edge)} + \text{Length (side edge)}}{2} = \text{total outside edge}$

Appliquéd technique:	The majority of quilt top is hand or machine appliquéd
Pieced technique:	The majority of quilt top is hand or machine pieced
Machine Embroidery	The majority of the piece is machine embroidered using thread on a background fabric or as a free standing piece*

Wool pieces should be entered in the appropriate applique category

*Machine embroidered applique should be entered in the appropriate applique category

**Heritage Quilters Guild
2009 Boehme St.
Lockport, IL 60441**

Email

heritage_quilters_mail@yahoo.com

**Newsletter-Bobbie Molony
815 258-5859**

**Web Site-Bobbie Hunley
www.HeritageQuiltersGuild.com
815 485-6236**

First Class Mail

INDEX

- Page 1—Presidents letter and March Birthdays
- Page 2—Workshops & Block Lottery Information
- Page 3—Membership Information, Hospitality Report, and Social Quilting
- Page 4—Treasurers Report
- Page 5—Quilt Show Bake Sale, Silent Auction, HQG Shirts for sale, Sock It To Me Raffle Basket
- Page 6—Quilt Show Members Boutique, Food Drive, Split the Pot, Raffle Tickets
- Page 7—Quilt Show Committee Updates, Stripper Lady
- Page 8—SOS Report, Pride of the Prairie Quilt Show Info
- Page 9— Bed Turning Information
- Page 10— Bed Turning Entry Form
- Page 11 & 12 –Quilt Show Registration Information
- Page 13 & 14– Registration Form
- Page 15—Quilt Categories.

March 13, 2018—Bonnie Hunter Workshop—Sister’s Choice
 March 13, 2018 - Bonnie Hunter Lecture and Trunk Show, Addicted to Scraps
 March 27, 2018—Social Quilting
 April 10, 2018—Frieda Anderson Workshop—Applique, Trumpeting Spring, Sundance
 April 10, 2018—Frieda Anderson lecture—A Walk in the Woods with George.
 April 21, 2018—SOS at SOS Children’s Village
 April 24, 2018—Social Quilting
 May 8, 2018—May Banquet
 May 19, 2018—SOS at SOS Children’s Village
 May 22, 2018—Social Quilting
July 21, 2018—Deadline to register for Quilt Show
 Sept 11, 2018—Welcome Back Members
Sept 21, 2018—Set Up Quilt Show
Sept 22-23, 2018—Quilt Show!